
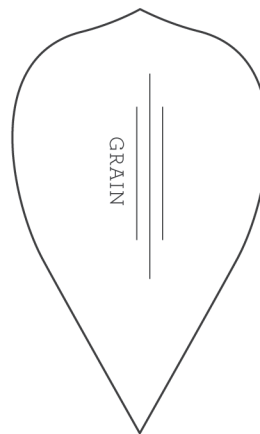


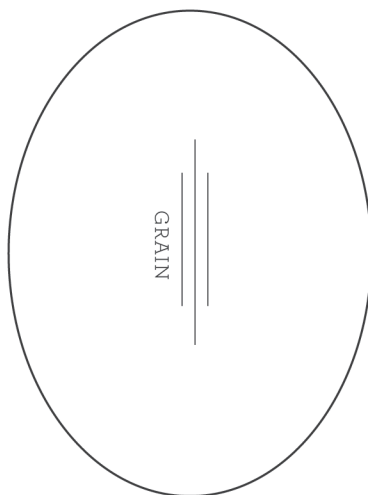
CUT 3 PETALS  
PER BLOOM



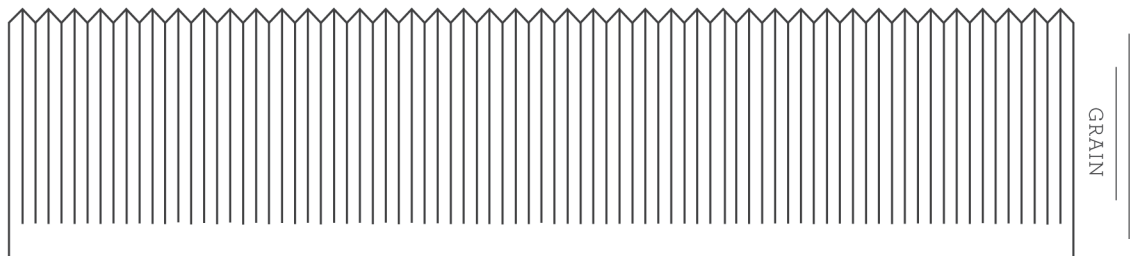
CUT 3 PETALS  
PER BLOOM



CUT 3 PETALS  
PER BLOOM



CUT 1 CENTER  
PER BLOOM



CUT 1 PER BLOOM (CUT WITH PINKING SHEARS THEN FRINGE)

# LIA GRIFFITH

This printable template is brought to you by the team at [www.LiaGriffith.com](http://www.LiaGriffith.com) and is for Personal Use only. To edit a pdf first save it on your desktop, then open the pdf through Adobe Acrobat or Adobe Reader (*free version*). Print quality is dependent on your printer.

For more DIY projects, Paper Craft, Home Décor ideas and inspiration visit our blog at [www.LiaGriffith.com](http://www.LiaGriffith.com)

[Video & Tutorials](#) | [DIY Ideas](#) | [Freebies](#) | [Holidays](#) | [Weddings](#) | [Parties](#) | [Décor](#) | [Recipes](#)